




Make Calls with Microsoft Teams

From the **Microsoft Teams** app 





Click the **Calls** icon 

On the Web/Desktop App:

- **Calls** is located in the left sidebar
- Click on **Make a call** 
- Add one or more names and click on the **Audio call**  or **Video call**  button

On the Mobile App:

Note: You will need to allow Microsoft Teams access to the microphone and camera on your mobile device.

- **Calls** is located along the bottom (you may need to select More)
- Click the **phone icon**:  (iOS)  (Android)
- Enter one or more names and click the **Audio call**  or **Video call**  button